



## ADMISSION PROCESS HELP MANUAL FOR COURSE:RNM


Visit to this page for Admission Process: <http://live.suretechcon.edu.in/>

### LOGIN PAGE:

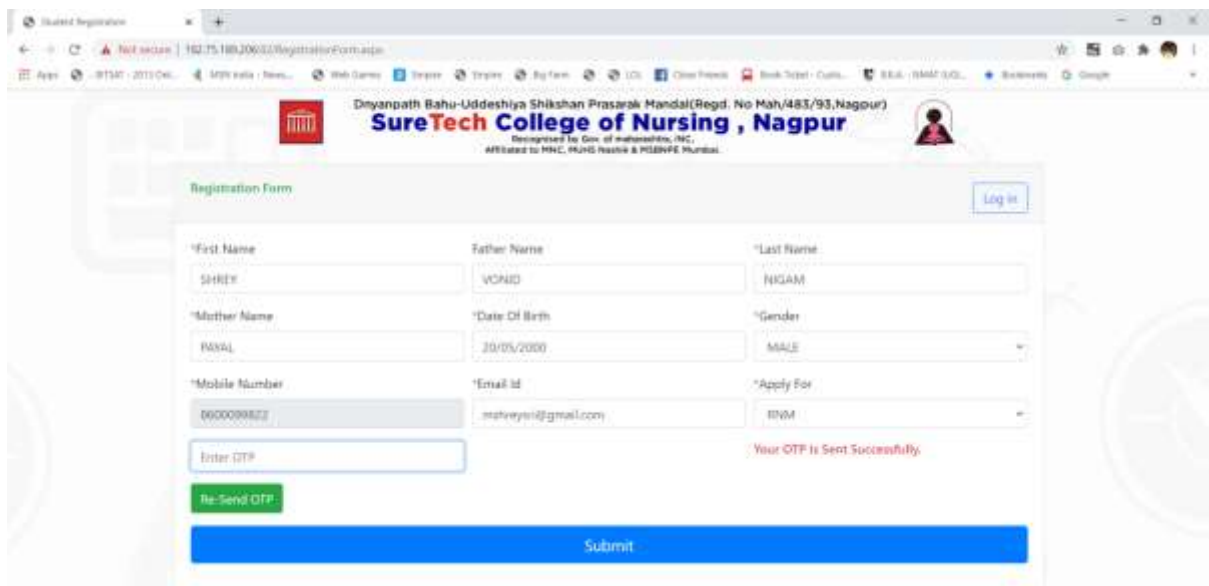
A screenshot of a web browser showing the student login page. The browser's address bar shows the URL "http://192.75.109.206:83/loginpage.aspx". The page header includes the college's name, "Dnyanpath Bahu-Uddeshiya Shikshan Prasarak Mandal(Regd. No Mah/483/93,Nagpur)", and "SureTech College of Nursing , Nagpur". Below the header, there is a "Student Login" form with fields for "Username" and "Password", each with a placeholder "Enter Username" and "Enter Password" respectively. A blue "Login" button is positioned below the password field. At the bottom of the form, there is a link that says "Don't Have an account? Register". The background of the page features a faint watermark of a graduation cap and a DNA helix.

Input your Credentials such Username and Password received from text message or via Email in order to login for Admission Process.

If you do not have Login Credentials, then click to Register link below Login button



## REGISTRATION PHASE I:

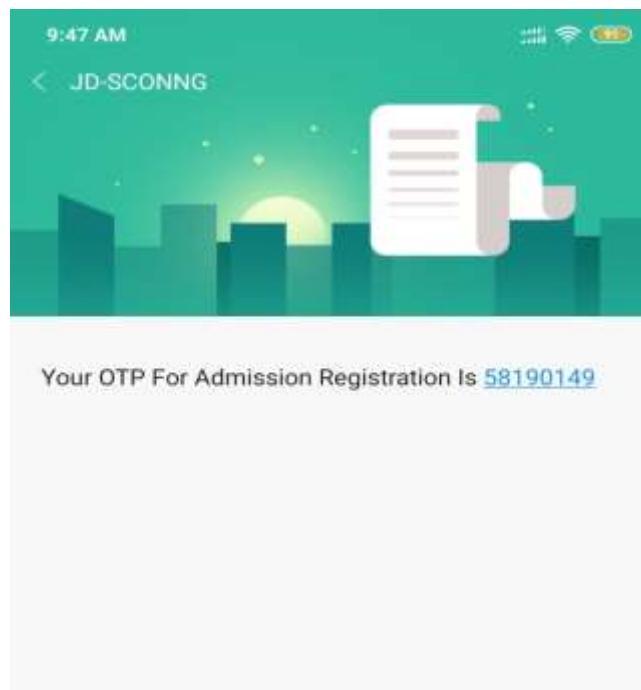


The screenshot shows a web browser window displaying the registration form for SureTech College of Nursing. The form is titled "Registration Form" and includes a "Log in" button. The form fields are as follows:

Field	Value
*First Name	SHREK
Father Name	VCHND
*Last Name	NIGAM
*Mother Name	MSAL
*Date Of Birth	20/05/2000
*Gender	MALE
*Mobile Number	900008622
*Email Id	mahveerid@gmail.com
*Apply For	BVM

Below the form, there is an "Enter OTP" field, a "Resend OTP" button, and a "Submit" button. A red message below the form states: "Your OTP is Sent Successfully."

Fill all the Mandatory fields such as First Name, Last Name, Mother Name, Date of Birth, Gender, Mobile Number, Email Id and Course then click to Send OTP button to send the OTP in your Mobile Number for verification.



You will receive the above text message for your Admission Registration Containing OTP eg:58190149 then enter this OTP in above Registration form

Registration Form

\*First Name: SHREY

Father Name: VONID

\*Last Name: NIGAM

\*Mother Name: RANAL

\*Date Of Birth: 20/05/2000

\*Gender: MALE

\*Mobile Number: 880009822

\*Email Id: surevysr@gmail.com

\*Apply For: BIM

Your OTP is Sent Successfully.

Re-Send OTP

Submit

Now click to Submit button for successful Registration of Course: RNM

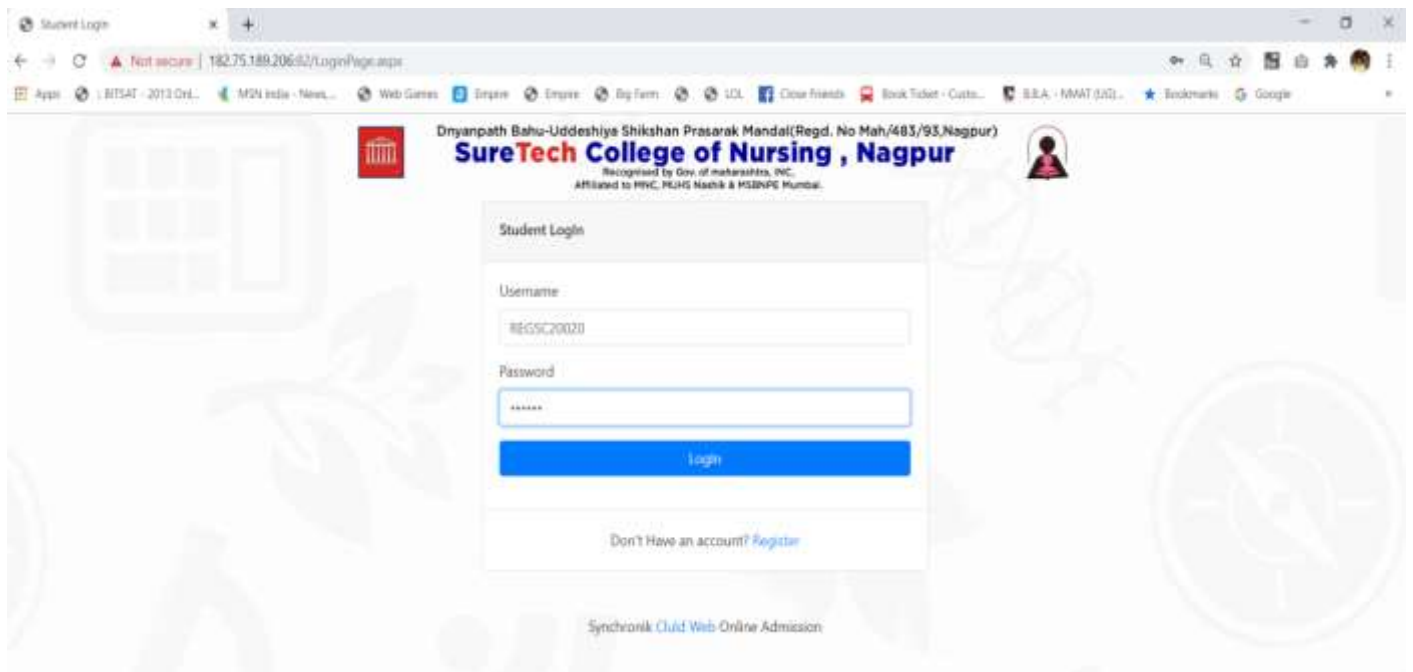
After registration process you will receive another text message containing your Login Credentials Such as Username and Password for Student Login.



Your Registration Id  
is REGSC20019 and  
password is RYGKEN  
Kindly, Login Here..  
[http://live.suretechcon  
.edu.in](http://live.suretechcon.edu.in) Regards  
SureTech College.



Now click to Login button in Registration form and Enter the above Credentials in Username and Password fields



The screenshot displays a web browser window with the URL [182.75.189.206:82/LoginPage.aspx](http://182.75.189.206:82/LoginPage.aspx). The page title is "Student Login". The main content area features the "SureTech College of Nursing, Nagpur" logo and name, along with its affiliation: "Dnyanpath Bahu-Uddeshiye Shikshan Prasarak Mandal (Regd. No Mah/483/93, Nagpur)", "Recognized by Gov. of Maharashtra, INC.", and "Affiliated to MHC, PUHS Nashik & MSNPE Mumbai". The login form contains the following elements:

- Username:** A text input field containing the value "REGSC20020".
- Password:** A password input field containing "\*\*\*\*\*".
- Login Button:** A prominent blue button labeled "Login".
- Registration Link:** A link below the form that says "Don't Have an account? [Register](#)".

At the bottom of the page, there is a small text link: "Synchronik [Cloud Web](#) Online Admission".

After entering Username and Password then click to Login button.



## REGISTRATION PHASE II



## Registration Form

## INSTRUCTIONS

- Incorrect, false or incomplete entries will result in rejection of applications
- Upload recent passport size photograph & all mandatory documents with size less than 2MB.
- Fill all the details correctly
- Registration Fee through RTGS/NEFT.

## Course Applied Details

*Academic Year	*Course	Check To Apply For 2nd Reference
2020-2021	BNM	<input checked="" type="checkbox"/> CMM

## Student's Details

*Student's Name	Father Name	*Last Name
SHREY	VONID	NISAM
*Mother Name	*Gender	Blood Group
RWAL	MALE	A +ve
*Date Of Birth	Place Of Birth	*Category
20/01/2000	NAGPUR	OPEN
*Mobile No.	*Email Id	Alternate Mobile No.
860009922	mshreyan@gmail.com	
*Aadhaar No.	*Caste	Upload Caste-Certificate
523145431132	BRHAMAN	<input type="button" value="Choose File"/> No file chosen
*Physical Disability	*Address	
NO	KATOL ROAD	
*City	*State	*Pin Code
NAGPUR	MAHARASHTRA	440012

## HSC Details

*HSC Board Name	*HSC Medium	*HSC Passing Year
STATE BOARD	ENGLISH	2018
*HSC Total Marks	*HSC Obtained Marks	*HSC Percentage
900	540	60.00
*Physics Marks	*Chemistry Marks	*Biology Marks
90	90	90
Other Marks Out of 100	Other Marks Out of 100	Other Marks Out of 100
*Total PCB Marks	* PCB Obtained Marks	*PCB Percentage
300	270	90.00
HSC No. of Attempts	*Upload HSC Marksheet	
1	<input type="button" value="Choose File"/>	

## SSC Details

*SSC Board	*SSC Medium	*SSC Passing Year
CISCE	ENGLISH	2018
*SSC Total Marks	*SSC Obtained Marks	*SSC Percentage
500	450	90.00
SSC No. of Attempts	*Upload SSC Marksheet	
1	<input type="button" value="Choose File"/>	

## Recent NEET Details

NEET Total Marks	NEET Obtained Marks	NEET Percentage
NEET All India Rank		

## Recent Other Qualification Details

College Name / Institute	Board / University	Exam Name
Passing Year	Total Marks	Obtained Marks
--select--		

After Successful Login. Registration Phase II will be open for Course: RNM in which you can apply for second Preference: GNM and fill all the Mandatory details marked with astrik(\*) and Upload Documents such as Caste Certificate(Non Mandatory),HSC Marksheet(Mandatory) and SSC Marksheet(Mandatory) and click to Save & Next button. After Saving the Record with Second Preference: GNM you wont be able to change your Applied and Second Preference Course in Admission Form.



Your Registration  
Phase II Completed  
Successfully. Please, Do  
Payment and proceed.  
Regards SureTech  
College.

After Successfully Submitting the record you will receive another text message.



## PAYMENT DETAILS FOR RNM COURSE:

The screenshot shows a web browser window with the URL <http://192.175.189.206/02/Registration/ViewForm.aspx>. The page header includes the college name, logo, and accreditation information. The main content area is titled "Registration Form" and contains a section for "Payment Details".

**Payment Details:**

Bank Details For: **RMBD**

Account No: **300**      Bank Name: **State Bank of India**      Account No: **2883333333**      IFSC Code: **SBIN0011518**

**Transaction Details:**

Bank Name	Bank PFC Code	Bank Branch
<input type="text"/>	<input type="text"/>	<input type="text"/>
<input type="text"/>	<input type="text"/>	<input type="text"/>
<input type="text"/>	<input type="text"/>	<input type="text"/>
<input type="text"/>	<input type="text"/>	<input type="text"/>

Upload Payment Receipt:

In Payment Details for Course: RNM User has two options either to use Challan or use Online Payment.

Payment Via Online Mode: In this method user will directly goto Payment Details Section after successful Transaction from any Online Payment mode then fill Bank Name, Bank IFSC code, Account Number from above Screenshot and Transaction Id, Transaction Date from Payment Receipt and Mobile Number affiliated to your respective Bank then Upload the Payment Receipt using choose file button then Submit the details using Submit button.

This screenshot is identical to the one above, showing the "Payment Details" section of the registration form. The "Choose File" button under "Upload Payment Receipt" is highlighted in green, indicating the next step in the process.

Then Click to Submit button after Uploading the payment transcript.



Your Payment Details  
Submitted Successfully.  
Please, Fill Admission  
Form. Regards  
SureTech College.

Then you will receive the above text message after submitting the Payment Transcript.



**[ADMISSION FORM FOR RNM COURSE:](#)**





## Registration Form

## INSTRUCTIONS

- Incorrect, false or incomplete entries will result in rejection of applications
- Upload recent passport size photograph & all mandatory documents with size less than 2MB.
- Fill all the details correctly
- Registration Fee through RTGS/NEFT.

## Course Applied Details

*Academic Year	*Course	Check To Apply For 2nd Reference
2020-2021	BNM	<input checked="" type="checkbox"/> GNM

## Student's Details

*Student's Name	Father Name	*Last Name
SHREY	VONID	NISAM
*Mother Name	*Gender	Blood Group
RWAL	MALE	A +ve
*Date Of Birth	Place Of Birth	*Category
20/01/2000	NAGPUR	OPEN
*Mobile No.	*Email Id	Alternate Mobile No.
8600399822	mshreyan@gmail.com	
*Aadhaar No.	*Caste	Upload Caste-Certificate
523145431132	BRHAMAN	<input type="button" value="Choose File"/> No file chosen
*Physical Disability	*Address	
NO	KATOL ROAD	
*City	*State	*Pin Code
NAGPUR	MAHARASHTRA	440012

## HSC Details

*HSC Board Name	*HSC Medium	*HSC Passing Year
STATE BOARD	ENGLISH	2018
*HSC Total Marks	*HSC Obtained Marks	*HSC Percentage
900	540	60.00
*Physics Marks	*Chemistry Marks	*Biology Marks
90	90	90
Other Marks Out of 100	Other Marks Out of 100	Other Marks Out of 100
*Total PCB Marks	* PCB Obtained Marks	*PCB Percentage
300	270	90.00
HSC No. of Attempts	*Upload HSC Marksheet	
1	<input type="button" value="Choose File"/>	

## SSC Details

*SSC Board	*SSC Medium	*SSC Passing Year
CBSF	ENGLISH	2018
*SSC Total Marks	*SSC Obtained Marks	*SSC Percentage
500	450	90.00
SSC No. of Attempts	*Upload SSC Marksheet	
1	<input type="button" value="Choose File"/>	

## Recent NEET Details

NEET Total Marks	NEET Obtained Marks	NEET Percentage
NEET All India Rank		

## Recent Other Qualification Details

College Name / Institute	Board / University	Exam Name
Passing Year	Total Marks	Obtained Marks
--select--		

In Admission Form for Course: RNM fill the field Name ad per Marksheet and Upload the Profile and Signature Image but in this form user will not be able to change the Course preference or second preference it been locked along with all the earlier Registration form details. Now Click to Save & Next button



## DOCUMENT UPLOAD FORM:

**Document Upload Form**

**ALL DOCS SUBMITTED SUCCESSFULLY**

Submit Mandatory Docs (View) (Log of Documents of the Form of Admission)  
See and Upload Original Documents

Mandatory Docs	Upload Docs	Status
BIRTH CERTIFICATE / PASSPORT / PHOTOGRAPHY IDENTIFICATION / PHOTOGRAPH OF VALID PASSPORT	Upload File	Uploaded
10th MARKSHEET / PASSPORT PHOTOGRAPH	Upload File	Uploaded
12th MARKSHEET / PASSPORT PHOTOGRAPH	Upload File	Uploaded
MAED (MARRIAGE CERTIFICATE)	Upload File	Uploaded
SCHEDE CERTIFICATE	Upload File	Uploaded
SAVED MAJORITY CERTIFICATE	Upload File	Uploaded
NON-CREATION-LABEL CERTIFICATE	Upload File	Uploaded
PROVIDE (CRIMINAL RECORD)	Upload File	Uploaded
SAVED AN UNLAWFUL IMAGE	Upload File	Uploaded
REGISTRATION CERTIFICATE	Upload File	Uploaded
EMPLOYMENT CERTIFICATE	Upload File	Uploaded
REVISION: PHYSICAL CERTIFICATE	Upload File	Uploaded

Previous Save & Next

Upload all the Mandatory documents then Click to Save & Next button or if you want to check earlier forms click to Previous button.



## ADMISSION FORM PREVIEW :

**Admission Form**

**RECORD SUBMITTED SUCCESSFULLY**

**Course Applied**

Academic Year :	2022-2023	Course :	Nurs	Alternate Course :	
-----------------	-----------	----------	------	--------------------	--

**Student's Details**

Name As Per HSC Marksheet :	SUDAM VINOD SURESH			<a href="#">View Details</a>	<a href="#">View Details</a>
Last Name :	SURESH	Student Name :	SURESH	Father Name :	VINOD
Mother Name :	RAJES	Roll No. :	221454210	Gender :	Male
Physical Disability :	NO	Blood Group :	A++	Mother Tongue :	
Date of Birth :	03/05/2000	Place of Birth :	CHITAVAN	Category :	OBC1
Mobile No. :	9800000000	Email Id :	surestec@surestec.com	Alternate Mobile No. :	
Previous Training :		Card :	89464444	<a href="#">View Card Details</a>	

**Address Details**

Address :	B-101, ROAD				
City :	NAGPUR	State :	MHARASHTRA	Pin Code :	440012

**HSC Details**

HSC Board :	STATE BOARD	Medium :	ENGLISH	Passing Year :	2018
Total Marks :	500	Obtained Marks :	340	Percent :	68
Physics Marks :	80	Chemistry Marks :	80	Biology Marks :	80
PCB Total Marks :	240	PCB Ob. Marks :	230	PCB Percent :	96
No. of Attempts :	1	<a href="#">View HSC Details</a>			

**SSC Details**

SSC Board :	CBSE	Medium :	ENGLISH	Passing Year :	2018
Total Marks :	500	Obtained Marks :	400	Percent :	80
No. of Attempts :	1	<a href="#">View SSC Details</a>			

**NEET Details**

Total Marks :	0	Obtained Marks :	0	Best Percent :	0	All India Rank :	0
---------------	---	------------------	---	----------------	---	------------------	---

**Recent Other Qualification Details**

College / Institute Name :		Exam Board :					
Exam Name :		Passing Year :		Total Marks :	0	Obtained Marks :	0

I agree to provide that the entries in the application form have been filled up and entries made are correct as per my documents to the best of my knowledge and belief. I agree that if any statement is proved to be false authority shall have the right to reject my application and to take legal action against me for supplying false information or statement. Further declare that there is no allegation of misconduct against me and I have never been awarded for any other involving moral values.

[Previous](#) [Submit](#)

Now check the preview of all the previous fields and Documents Uploaded and after checking those fields tick to I agree checkbox and Finally click to Submit button to save the admission form.



**CloudAdmission**

**SureTech College of Nursing , Nagpur**

**Admission Form**

**RECORD SUBMITTED SUCCESSFULLY.**

Your Application Submitted Successfully. We will inform you after verification.

[Print Application](#)



Your Admission Form  
Submitted Successfully.  
We will inform You After  
Verification. Regards  
SureTech College.

After Successfully Submitting the Admission Form you will receive the above text message.



 <b>Dnyanpath Bahu-Uddeshiya Shikshan Prasarak Mandal(Regd. No Mah/483/93,Nagpur)</b> <b>SureTech College of Nursing , Nagpur</b> <small>Recognised by Gov. of maharashtra, INC.            Affiliated to MNC, MUHS Nashik &amp; MSBNPE Mumbai.</small> 		
Registration Id : REGSC20021		
<b>Course Details</b>		
Academic Year: 2020-2021	Course: RNM	Alternate Course: GNM
Name As Per HSC Marksheets: NIGAM VINOD SHREY		
Last Name: NIGAM	Student Name: SHREY	Father Name: VONID
Mother Name:PAYAL	Aadhaar No: 123145432132	Gender: MALE
Physical Disability: NO	Blood Group: A +Ve	Mother Tongue:
Date of Birth: 20/05/2000	Place of Birth: NAGPUR	Category: OPEN
Mobile No: 8600099822	Email Id: mshreysri@gmail.com	Alternate Mobile No:
Any Previous Training:	Caste: BRHAMAN	
<b>Address Details</b>		
Address: KATOL ROAD		
City: NAGPUR	State: MAHARASHTRA	Pin Code: 440012
<b>HSC Details</b>		
HSC Board: STATE BOARD		
Medium: ENGLISH	Passing Year: 2018	Total Marks: 600
Obtained Marks: 540	Percent: 90	Physics Marks: 90
Chemistry Marks: 90	Biology Marks: 90	PCB Total Marks: 300
PCB Obt. Marks: 270	PCB Percent: 90	No. of Attempt: 1
<b>SSC Details</b>		
SSC Board: CBSE		
Medium: ENGLISH	Passing Year: 2016	Total Marks : 500
Obtained Marks : 450	Percent : 90	No. of Attempts : 1
<b>NEET Details</b>		
Total Marks: 0	Obtained Marks: 0	Neet Percent : 0
All India Rank : 0		
<b>Recent Other Qualification Details</b>		
College / Institute Name :		
Exam Board:	Exam Name:	Passing Year:
Total Marks : 0	Obtained Marks : 0	

[Print Application](#)